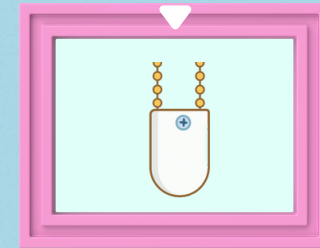
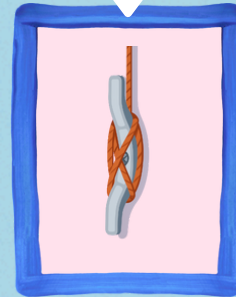



Keeping Tamariki Safe Blind Cords

**Keep blind cords
up high and out of
reach of tamariki.**

**Use safety devices
like cleats, wind-ups,
or tensioners**

**Keep furniture
away from
windows and blind
cords**



Keeping Tamariki Safe

Blind Cords

Blind Cord Safety

Tamariki at risk

- Blind cords can strangle quickly and silently.
- To keep tamariki safe, choose cordless blinds or curtains if possible.
- Young tamariki are most at risk as they may not know how to free themselves.
- Best not to let tamariki play near windows with cords.

Keep cords out of reach

- Always keep cords up high and well out of reach.
- Ensure cords are at least 1600 mm from the floor.
- Never place cots, beds, or furniture near windows or cords.

Check cords often

- Look for fraying, wear, or loose fittings.
- Repair or replace damaged cords straight away.

Safety devices

- **Wind-ups:** enclose the cord, snap lid shut, and wind until at least 1600 mm from the floor
 - **Cleats & hooks:** attach securely to the wall or window frame, then wrap cords up after use
 - **Cord tensioners:** hold chain loops tight, screw firmly to the wall so the chain moves but can't be removed
- These can be purchased from blind retailers or hardware stores

Installing & Using Safely

Where to get them

- Safety devices are available from some blind retailers and hardware stores.
- Ask landlords or housing providers about installing them in rentals.

Install correctly

- Measure and mark screw holes before fitting.
- Always check devices are secure and sit flush to the wall.
- Test after installation to make sure cords are tight and safe.

Safe habits

- Wrap or wind cords up every time blinds are used.
- Teach whānau to always keep cords out of reach.
- Keep beds and furniture away so tamariki can't climb and get caught.