

QUICK GUIDE 950A40 Circuit

ALSO SEE:

Starship Quick Guide for MR950 humidifier

Starship Ventilator and Circuit Guides

ALWAYS:

Place the humidifier lower (~20cm) than the child and ventilator.

NEVER:

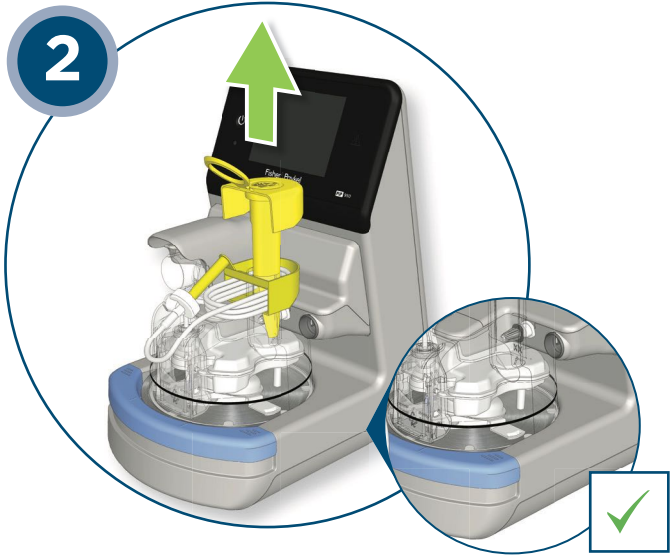
Travel with or move the humidifier with water in the chamber



Starship Respiratory Guide;
pictures from Fisher and Paykel.



Press down blue rail and slide in chamber



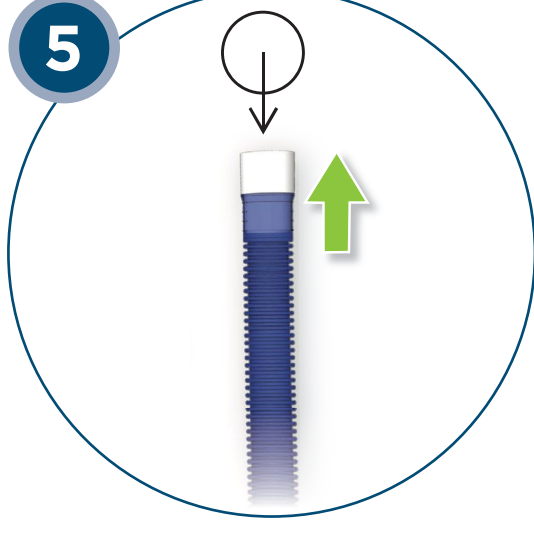
Remove yellow cover. Ensure blue rail pops up.



Attach light blue patient circuit as shown.




Attach the ventilator circuit as shown .




Attach the other end to ventilator (via filter)



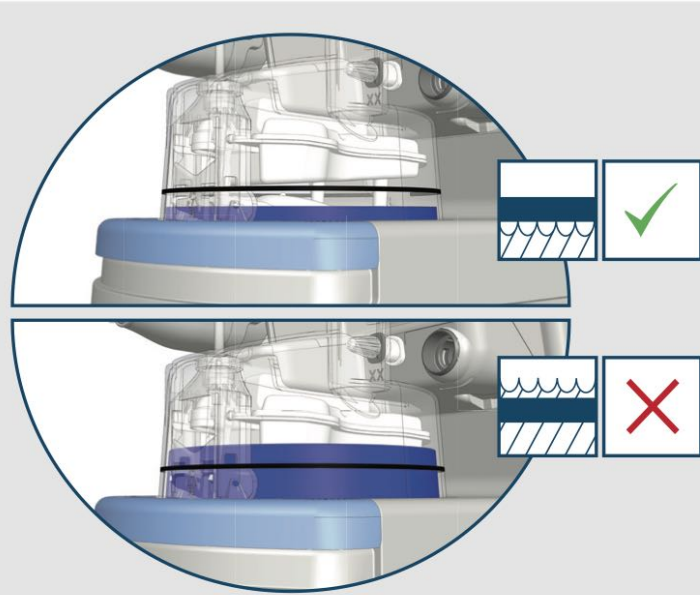
Connect water tubing hose to bag of water



Remove yellow cover and attach
to leak valve and trachee-connector.



Clip to bed or clothing
as appropriate



Ensure water is in the chamber but
below the line