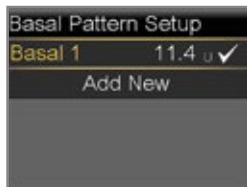


Change a Basal Rate

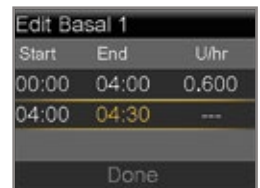
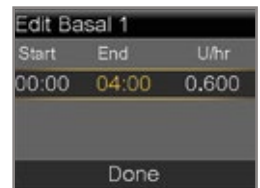
1. From Home Screen, select **Basal**.
2. Select **Insulin Settings**.
3. Select **Basal Pattern Setup**.
4. Select the basal pattern you wish to edit.
5. Select **Options**.
6. Select **Edit**.
7. Press \odot on the time segment.
8. Press \odot on **End** time.
9. Press \uparrow or \downarrow to change **U/h** and press \odot .
10. Select **Done**.
11. Review rates and select **Save**.

**Review Basal Patterns**

1. From Home screen, select **Basal**.
2. Select **Basal Patterns**.
3. Select the basal pattern you wish to review.
4. Review basal rates.
NOTE: If you see a scroll bar on the right, press \downarrow to see all basal rates in the Basal Pattern.
5. Select **OK**.

**Add a Basal Rate to a Basal Pattern**

1. From Home Screen, select **Basal**.
2. Select **Insulin Settings**.
3. Select **Basal Pattern Setup**.
4. Select the Basal pattern you are adding a rate to.
5. Select **Options**.
6. Select **Edit**.
7. Press \odot on the time segment.
8. Enter the new **End** time (this is the same as the start time of the basal rate you are adding) and press \odot .
9. Press \odot if **U/hr** is not changing. (Press \uparrow or \downarrow to change value if necessary and press \odot).
10. Press \odot on the new time segment.
11. Press \uparrow to enter the new **End** time and press \odot .
12. Press \uparrow to enter the basal rate and press \odot .
13. Continue adding end times and basal rates if necessary.
14. Select **Done**.
15. Review basal rates.
16. Select **Save**.



NOTE: The basal rates shown are for illustration purposes only – your basal settings will be different.