

Child INJURY PROFILE:

AUCKLAND REGION, 2008-2012 (HOSPITAL ADMISSIONS, AGE 0-14)



Did YOU KNOW THAT OF ALL PREVENTABLE CHILD INJURIES:

88% were unintentional*

10% were Undetermined

1% were Assaults

1% were Self-inflicted

*Unintentional means injuries where there is no intent of harm e.g. drownings, transport related injuries, burns and falls

THE NUMBERS:

UNINTENTIONAL INJURIES IN THE AUCKLAND REGION

On average **2,605** children were hospitalised each year because of an unintentional injury

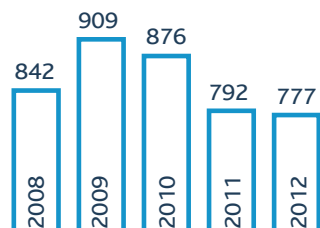
That's about **50** children a week

Every year **19** children are killed because of an unintentional injury

Age group **0-4** are most frequently injured

60% of children hospitalised are boys

Hospital admission rates** in the Auckland Region, 2008-2012



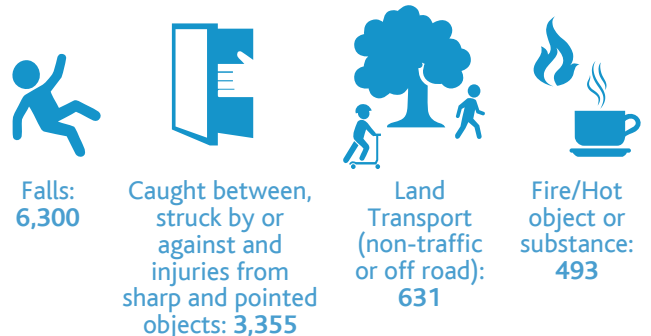
**Based on population per 100,000 people

Source: Injury Prevention Research Unit - University of Otago


NUMBER OF HOSPITAL ADMISSIONS BY ETHNIC GROUP

European:	Pacific Peoples:	Māori:	Asian:	Other:
4,984	3,613	2,792	1,304	331

NUMBER OF UNINTENTIONAL INJURY TYPE BY LEADING CAUSE



MOST COMMON PLACES CHILDREN ARE INJURED



WHAT YOU CAN DO TO PREVENT CHILD INJURIES

1. Ensure playgrounds, parks and open spaces are well maintained and meet required standards
2. Ensure transport systems enable children to access services and facilities safely
3. Consider driveway design in any planning
4. Support activities to reduce child injury in your area

July 2014

This infographic was developed by:

safekids
Aotearoa

5th Floor, Cornwall Complex
40 Claude Road, Epsom, Auckland 1023
PO Box 26488, Epsom, Auckland 1344
New Zealand

P +64 9 630 9955
F +64 9 630 9961
Infocentre@safekids.org.nz
www.safekids.org.nz

Auckland Council
Te Kaunihera o Tāmaki Makaurau

Safekids Aotearoa's mission is to reduce the incidence and severity of unintentional injuries to children in New Zealand aged 0-14 years.