

Criteria Led Discharge (CLD) Fast Facts for Staff

Planning for Discharge on Admission




CLD is a process that aims to ensure a child can go home as soon as they are medically ready. CLD enables the most appropriate person to discharge a child from hospital using predetermined criteria.

The aims of CLD are

- Reduce unnecessary length of stay
- Timely discharge from hospital
- Discharge occurs when Ready to Go Home
- Improve patient flow
- Improve patient / whanau experience
- Improve staff experience

There is a [CLD form](#) which helps to guide the CLD process

Key Steps of the Process

- A SMO or Delegated Authority (Registrar) instigates the pathway by documenting this in the notes and filling out the CLD form with the criteria that need to be met for discharge (Section 1 and Section 2)
- 
- The SMO or DA prints a (brief) discharge summary prepares a script (if indicated). These are left in the clinical notes and can be given to the family by Nursing Staff once the patient has met the discharge criteria.
- 
- The SMO or DA informs the nursing team of the CLD patient and the patient will then have 'CLD' flagged next to their name on the whiteboard
- 

- When the child and whanau meet the criteria for discharge – the child is Ready to Go Home. The Validated Staff Member will review that the criteria for discharge in Section 1 and 2 of the CLD form have been met, complete the documentation and discharge the child and whanau.

It's important to note that at any point during an admission, suitability for the CLD pathway can be reviewed, revoked or instigated.

Children who ARE NOT suitable for the pathway include:

- Any child where the diagnosis is not clear
- Any child under the care of Oranga Tamariki
- Any child who is predicted to need an extended stay in hospital with an undetermined EDD
- Where multiple referrals are required to coordinate a home care package
- Where a child will be discharged to a different location from admission location

Key points

- Whanau / caregivers are involved in care and discharge planning
- Patient safety is paramount
- CLD does not replace clinical judgement or assessment